

Batch 35 Report

Analysis period: 06/2007

Distribution date: 01/08/2007

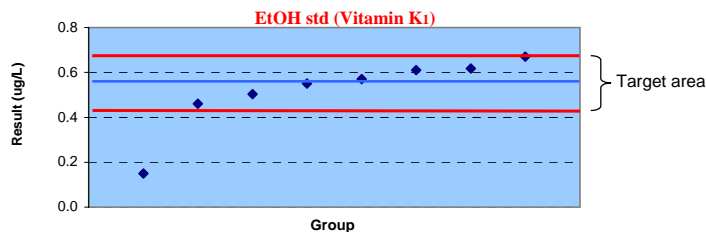
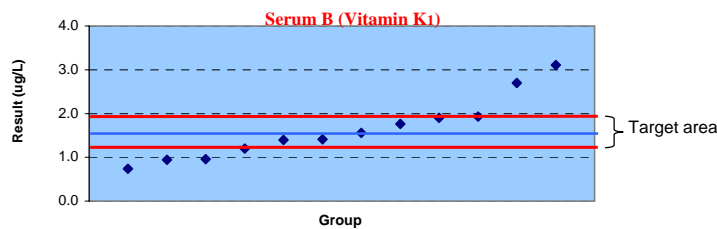
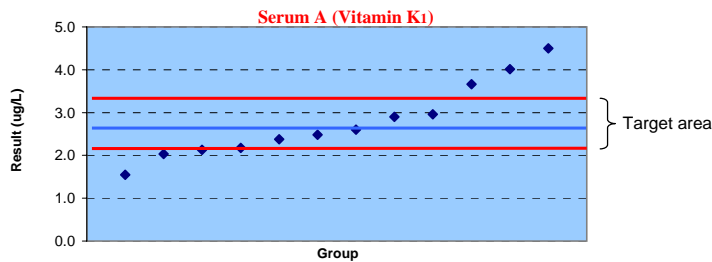
Nutristasis Unit
The Centre for Haemostasis and Thrombosis
(The Haemophilia Reference Centre)
St. Thomas' Hospital
1st floor, North Wing
London SE1 7EH
Email: domonic.harrington@gstt.nhs.uk
david.card@gstt.nhs.uk
Telephone: +44 (0) 20 718 86816
FAX: +44 (0) 20 740 13125
www.keqas.com



| | Vitamin K ₁ (ug/L) | | |
|------|-------------------------------|---------|----------|
| | Serum A | Serum B | EtOH std |
| ALTM | 2.78 | 1.63 | 0.57 |

One outlier identified in Batch 35

| Group | Serum A | | Serum B | | EtOH std | Group | Z scores | | |
|--------|--------------------------|----------------------------|--------------------------|----------------------------|--------------------------|-------|----------|---------|----------|
| | K ₁ (ug/L) | K ₁ O (ug/L) | K ₁ (ug/L) | K ₁ O (ug/L) | K ₁ (ug/L) | | Serum A | Serum B | EtOH std |
| 2 | 2.96 | BLD | 1.56 | BLD | 0.55 | 2 | 0.3 | 0.2 | 0.2 |
| 3 | 1.55 | NA | 0.74 | NA | 0.61 | 3 | 2.2 | 2.7 | 0.4 |
| 9 | 2.60 | NA | 1.40 | NA | BLD | 9 | 0.3 | 0.7 | |
| 11 | 2.90 | NA | 1.90 | NA | NA | 11 | 0.2 | 0.8 | |
| 12 | 2.13 | BLD | 0.96 | BLD | 0.62 | 12 | 1.2 | 2.1 | 0.4 |
| 14 | 4.50 | NA | 2.70 | NA | 0.15 | 14 | 3.1 | 3.3 | 3.7 |
| 16 | 2.17 | NA | 0.95 | NA | 0.50 | 16 | 1.1 | 2.1 | 0.6 |
| 20 | 4.01 | NA | 1.76 | NA | NA | 20 | 2.2 | 0.4 | |
| 21 | 2.03 | NA | 1.20 | NA | 0.67 | 21 | 1.4 | 1.3 | 0.9 |
| 26 | 2.48 | NA | 3.11 | NA | NA | 26 | 0.5 | 4.5 | |
| 27 | 2.38 | NA | 1.41 | NA | 0.46 | 27 | 0.7 | 0.7 | 1.0 |
| 28 | 3.66 | NA | 1.93 | NA | 0.57 | 28 | 1.6 | 0.9 | 0.0 |
| Mean | 2.78 | | 1.63 | | 0.57 | | | | |
| Median | 2.54 | | 1.49 | | 0.56 | | | | |
| SD | 0.88 | | 0.71 | | 0.07 | | | | |
| CV (%) | 31.5 | | 43.3 | | 12.5 | | | | |



↓ = Your laboratory

Abbreviations and definitions

NA: Not analysed
ALTM: All Laboratories Trimmed Mean
BLD: Below Limit of Detection

Target area: ± 20% ALTM

Z Scores

Z < 1.....Good
1 < Z < 2.....Satisfactory
2 < Z < 3.....Questionable
Z > 3.....Unsatisfactory

Report prepared by: David Card
Report verified by: Kieran Voong