

Batch 38 Report

Analysis period: 06/2008

Distribution date: 01/08/2008

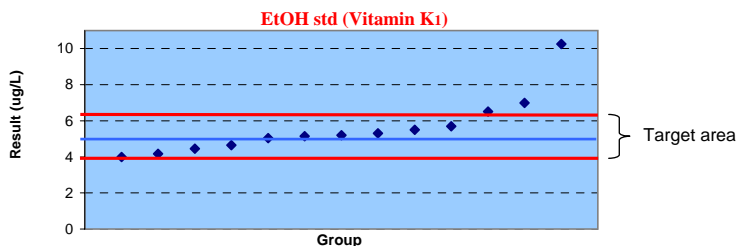
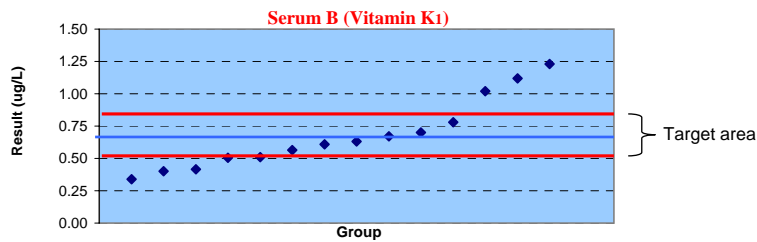
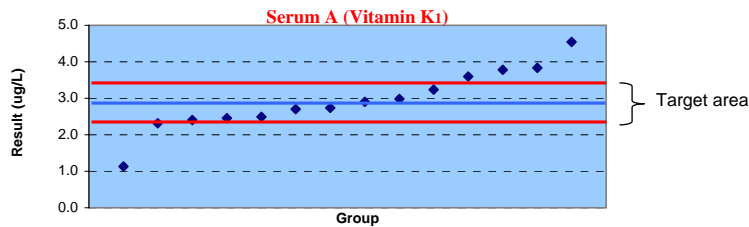
Nutristasis Unit
The Centre for Haemostasis and Thrombosis
(The Haemophilia Reference Centre)
St. Thomas' Hospital
1st floor, North Wing
London SE1 7EH
Email: domonic.harrington@gstt.nhs.uk
david.card@gstt.nhs.uk
Telephone: +44 (0) 20 718 86816
FAX: +44 (0) 20 740 13125
www.keqas.com



	Vitamin K ₁ (ug/L)		
	Serum A	Serum B	EtOH std
ALTM	2.94	0.68	5.22

One outlier identified in Batch 38

Group	Serum A		Serum B		EtOH std	Group	Z scores		
	K ₁ (ug/L)	K ₁ O (ug/L)	K ₁ (ug/L)	K ₁ O (ug/L)	K ₁ (ug/L)		Serum A	Serum B	EtOH std
2	2.49	3.30	0.61	BLD	4.45	2	0.8	0.5	0.7
3	2.74	NA	0.78	NA	5.03	3	0.3	0.7	0.2
9	2.40	NA	0.40	NA	5.30	9	0.9	2.1	0.1
11	2.90	NA	0.70	NA	5.70	11	0.1	0.2	0.5
12	3.83	BLD	0.34	BLD	4.65	12	1.5	2.5	0.5
16	1.13	Detected	0.57	BLD	5.15	16	3.1	0.8	0.1
20	2.98	BLD	1.23	BLD	NA	20	0.1	4.1	-
21	3.60	NA	0.67	NA	6.51	21	1.1	0.1	1.2
26	3.78	NA	0.42	NA	NA	26	1.4	1.9	-
28	4.54	NA	1.02	NA	10.26	28	2.7	2.5	4.8
32	NA	NA	NA	NA	4.17	32	-	-	1.0
33	2.70	BLD	0.51	BLD	7.00	33	0.4	1.3	1.7
35	2.46	BLD	0.51	BLD	5.50	35	0.8	1.2	0.3
36	2.32	NA	0.63	NA	5.19	36	1.1	0.4	0.0
37	3.24	NA	1.12	NA	4.00	37	0.5	3.3	1.2
Mean	2.94		0.68		5.22				
Median	2.82		0.62		5.17				
SD	0.83		0.27		0.89				
CV (%)	28.4		40.2		17.0				



Abbreviations and definitions
 NA: Not analysed
 ALTM: All Laboratories Trimmed Mean
 BLD: Below Limit of Detection

Target area: $\pm 20\%$ ALTM

Z Scores
 Z < 1.....Good
 1 < Z < 2.....Satisfactory
 2 < Z < 3.....Questionable
 Z > 3.....Unsatisfactory