

## Batch 40 Report

Analysis period: 02/2009

Distribution date: 01/04/2009



Accredited EQA scheme  
Reference No: 109

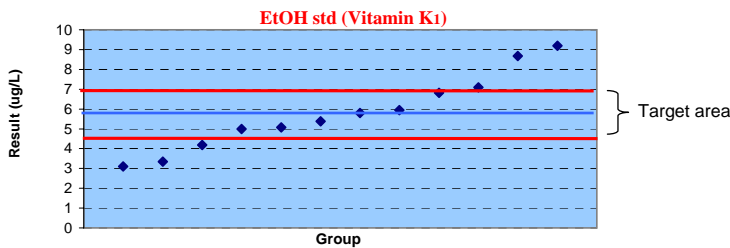
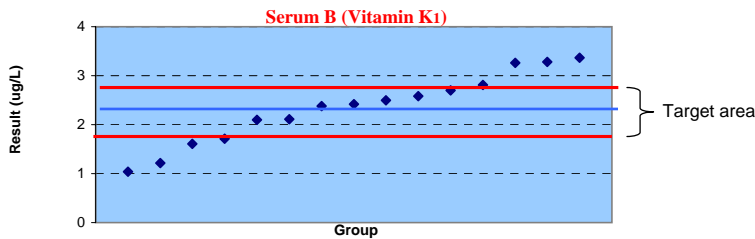
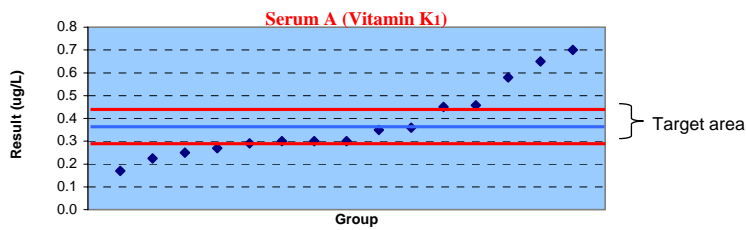
Nutristasis Unit  
The Centre for Haemostasis and Thrombosis  
(The Haemophilia Reference Centre)  
St. Thomas' Hospital  
1st floor, North Wing  
London SE1 7EH  
Email: domonic.harrington@gstt.nhs.uk  
david.card@gstt.nhs.uk  
Telephone: +44 (0) 20 718 86816  
FAX: +44 (0) 20 740 13125  
[www.keqas.com](http://www.keqas.com)



	Vitamin K <sub>1</sub> (ug/L)		
	Serum A	Serum B	EtOH std
ALTM	0.38	2.34	5.80

No outliers identified

Group	Serum A	Serum B	EtOH std	Group	Z scores		
	K <sub>1</sub> (ug/L)	K <sub>1</sub> (ug/L)	K <sub>1</sub> (ug/L)		Serum A	Serum B	EtOH std
2	0.350	2.380	5.950	2	0.4	0.1	0.1
3	0.250	1.710	4.180	3	1.7	1.3	1.4
9	0.300	2.100	5.800	9	1.0	0.5	0.0
11	0.300	2.700	5.000	11	1.0	0.8	0.7
12	0.225	1.216	5.374	12	2.0	2.4	0.4
16	0.291	2.110	7.097	16	1.1	0.5	1.1
20	0.170	3.260	NA	20	2.7	2.0	-
21	0.270	2.810	NA	21	1.4	1.0	-
26	0.458	3.369	NA	26	1.1	2.2	-
28	0.450	3.280	9.200	28	1.0	2.0	2.9
32	NA	NA	8.680	32	-	-	2.5
34	0.580	1.040	3.350	34	2.7	2.8	2.1
35	0.360	1.610	5.070	35	0.2	1.5	0.6
36	0.700	2.421	6.823	36	4.3	0.2	0.9
37	0.650	2.500	3.100	37	3.6	0.3	2.3
38	0.300	2.580	NA	38	1.0	0.5	-
Mean	0.38	2.34	5.80				
Median	0.30	2.42	5.59				
SD	0.16	0.72	1.90				
CV (%)	42.0	30.7	32.8				



↓ = Your laboratory

**Abbreviations and definitions**

NA: Not analysed  
ALTM: All Laboratories Trimmed Mean  
BLD: Below Limit of Detection

Target area: ± 20% ALTM

**Z Scores**

Z < 1.....Good  
1 < Z < 2.....Satisfactory  
2 < Z < 3.....Questionable  
Z > 3.....Unsatisfactory

Prepared by: David Card  
Verified by: Renata Gorska