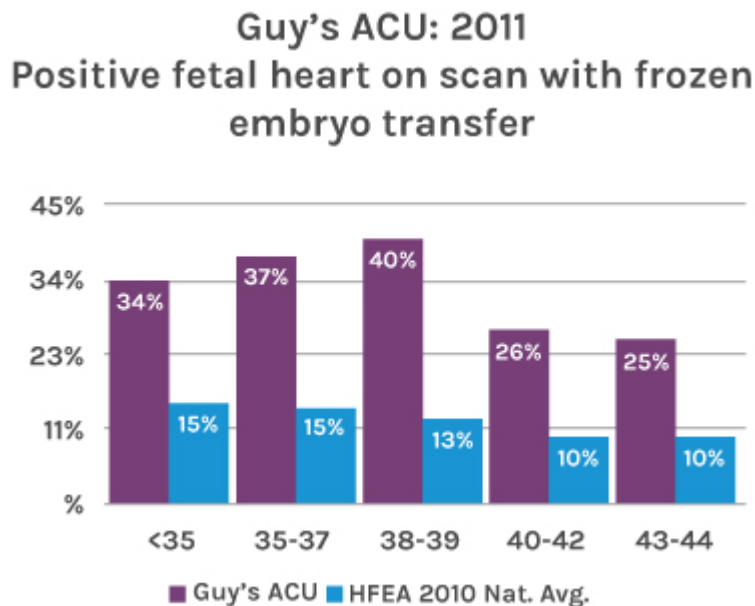
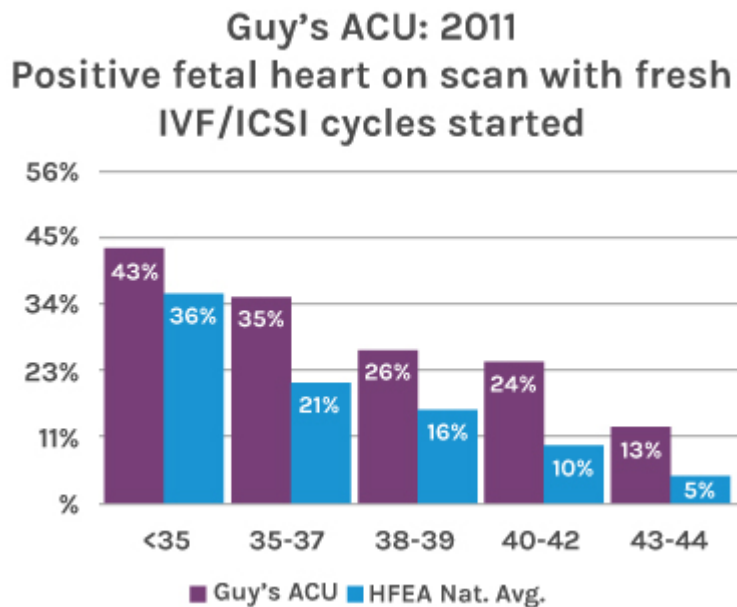
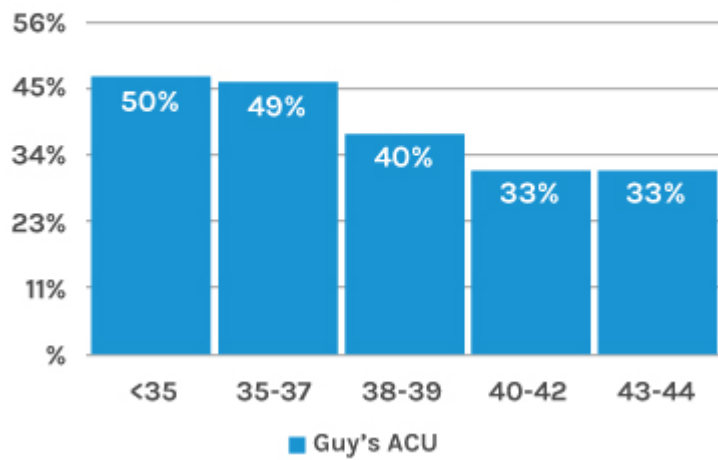


## 2011 success results

We do not create comparisons of how our unit compares to other clinics, as they may treat patients with different diagnoses, which will affect the average success rates shown for clinics. Most clinics carry out too few cycles each year to reliably predict a patient's future chance of success.



# Guy's ACU: 2011 Positive fetal heart on scan for patients having blastocyst transfer



Age	Initiated cycles	Egg retrievals	Embryo transfers (ET)	Pregnancies (per ET)	Clinical Pregnancies (per ET)
<35	522	501	476	258 (54%)	223 (47%)
35-37	317	306	281	131 (47%)	110 (39%)
38-39	207	188	174	72 (41%)	53 (30%)
40-42	197	191	173	60 (35%)	48 (28%)
43-44	55	48	40	8 (20%)	7 (18%)
>44	8	8	7	1 (14%)	1 (14%)