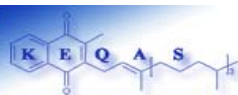


## Batch 29 Results Report

Analysis period: June 2005

Distribution date: 01/08/2005

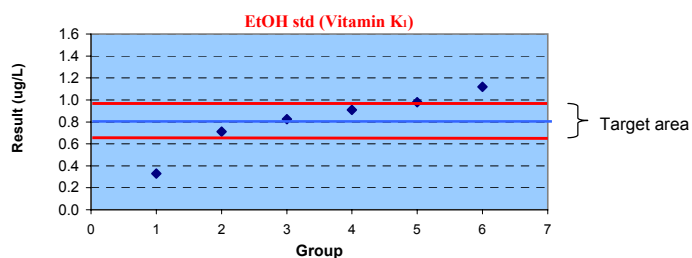
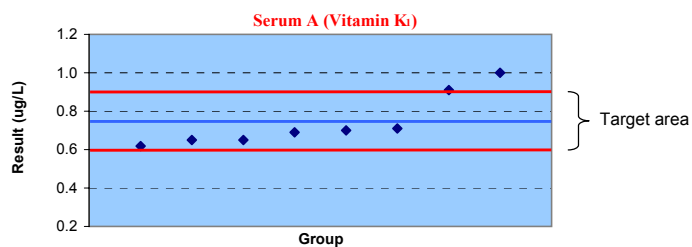
Nutristasis Unit  
The Centre for Haemostasis and Thrombosis  
(The Haemophilia Reference Centre)  
St. Thomas' Hospital  
1st floor, North Wing  
London SE1 7EH  
Email: domonic.harrington@gstt.sthames.nhs.uk  
david.card@gstt.sthames.nhs.uk  
Telephone: +44 (0) 20 718 86816



Summary

Vitamin K <sub>1</sub> concentration (ug/L)			
	Serum A	Serum B	EtOH std
ALTM	0.741	Blank Sample	0.813

Group	Serum A		Serum B		EtOH std	Z scores	Group	Serum A	EtOH std
	K <sub>1</sub> (ug/L)	K <sub>10</sub> (ug/L)	K <sub>1</sub> (ug/L)	K <sub>10</sub> (ug/L)	K <sub>1</sub> (ug/L)				
2	0.700	BLD	BLD		0.980	2	0.3	1.0	
3	0.650	BLD	BLD		0.910	3	0.6	0.6	
11	1.000	n/a	0.280		2.600	11	1.7	11.0	
14	0.710	n/a	BLD		0.330	14	0.2	3.0	
16	0.618	n/a	0.012		0.826	16	0.8	0.1	
17	0.650	n/a	0.050		0.710	17	0.6	0.6	
19	0.910	n/a	BLD		1.120	19	1.1	1.9	
21	0.690	n/a	0.130		n/a	21	0.3	n/a	
Mean	0.741				0.813				
Median	0.695				0.868				
SD	0.14				0.27				
CV (%)	18.6				33.7				



Abbreviations and definitions

n/a: Not analysed  
ALTM: All Laboratories Trimmed Mean  
BLD: Below Limit of Detection

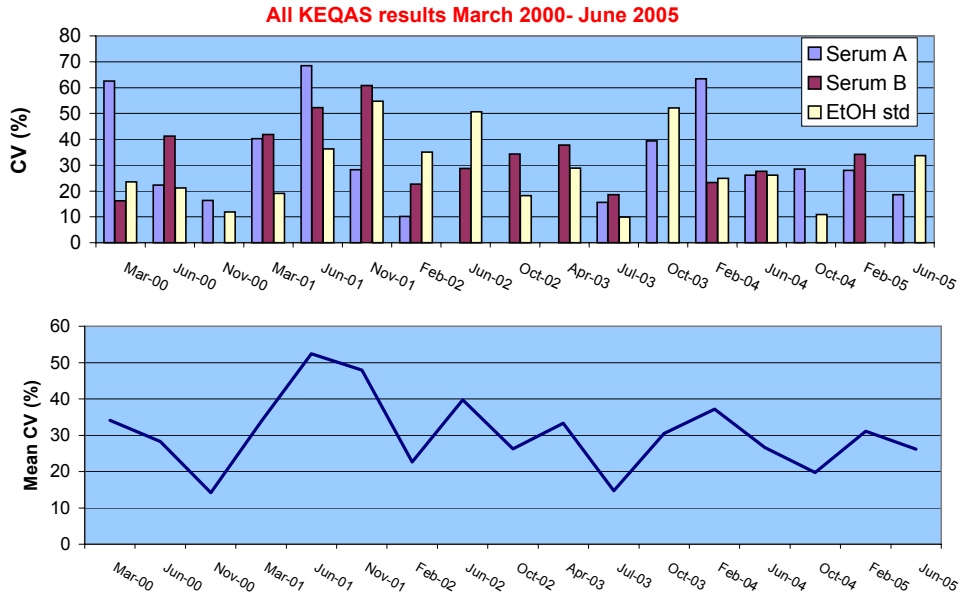
Target area: + or - 20% ALTM

Z Scores

Z < 1.....Good  
1 < Z < 2.....Satisfactory  
2 < Z < 3.....Questionable  
Z > 3.....Unsatisfactory



Results history



Report prepared by: David Card

Verified by: Mira Wrona

Authorised by: Dominic Harrington