

## Batch 34 Report

Analysis period: 02/2007

Distribution date: 01/04/2007

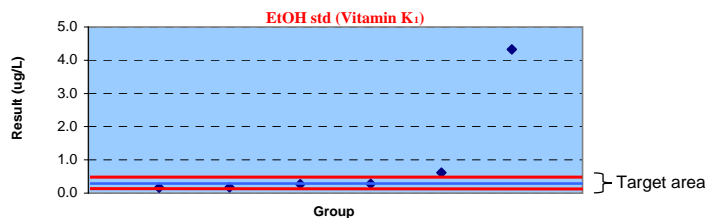
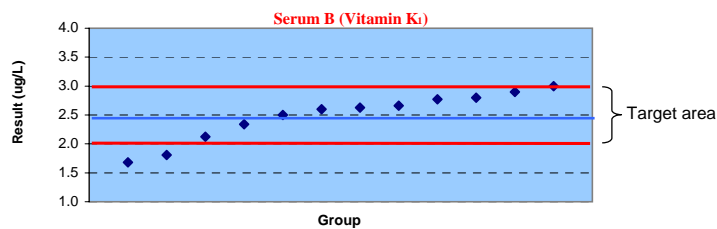
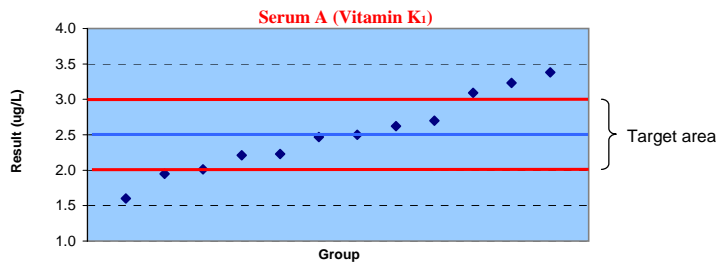
Nutristasis Unit  
The Centre for Haemostasis and Thrombosis  
(The Haemophilia Reference Centre)  
St. Thomas' Hospital  
1st floor, North Wing  
London SE1 7EH  
Email: domonic.harrington@gstt.nhs.uk  
david.card@gstt.nhs.uk  
Telephone: +44 (0) 20 718 86816  
FAX: +44 (0) 20 740 13125  
[www.keqas.com](http://www.keqas.com)



	Vitamin K <sub>1</sub> (ug/L)		
	Serum A	Serum B	EtOH std
ALTM	2.50	2.48	0.30

One outlier identified in Batch 34

Group	Serum A		Serum B		EtOH std	Group	Z scores		
	K <sub>1</sub> (ug/L)	K <sub>1</sub> O (ug/L)	K <sub>1</sub> (ug/L)	K <sub>1</sub> O (ug/L)	K <sub>1</sub> (ug/L)		Serum A	Serum B	EtOH std
2	2.47	BLD	2.66	BLD	0.17	2	0.1	0.4	2.2
3	3.38	8.62	2.63	NA	0.62	3	1.8	0.3	5.3
9	2.70	NA	2.50	NA	BLD	9	0.4	0.0	
11	2.50	NA	2.90	NA	BLD	11	0.0	0.8	
12	1.95	BLD	1.68	BLD	0.16	12	1.1	1.6	2.3
14	1.60	NA	2.80	NA	BLD	14	1.8	0.6	
16	2.23	NA	2.13	NA	NA	16	0.5	0.7	
20	2.01	BLD	1.81	BLD	<b>4.33</b>	20	1.0	1.4	67.2
21	3.23	BLD	2.60	BLD	NA	21	1.5	0.2	
26	2.62	NA	2.77	NA	NA	26	0.2	0.6	
27	2.21	NA	2.34	NA	0.27	27	0.6	0.3	0.5
28	3.09	NA	3.00	NA	0.28	28	1.2	1.0	0.3
Mean	2.50		2.48		0.30				
Median	2.49		2.62		0.27				
SD	0.54		0.42		0.19				
CV (%)	21.6		16.9		62.4				



↓ = Your laboratory

**Abbreviations and definitions**

NA: Not analysed  
ALTM: All Laboratories Trimmed Mean  
BLD: Below Limit of Detection

Target area: ± 20% ALTM

**Z Scores**

Z < 1.....Good  
1 < Z < 2.....Satisfactory  
2 < Z < 3.....Questionable  
Z > 3.....Unsatisfactory